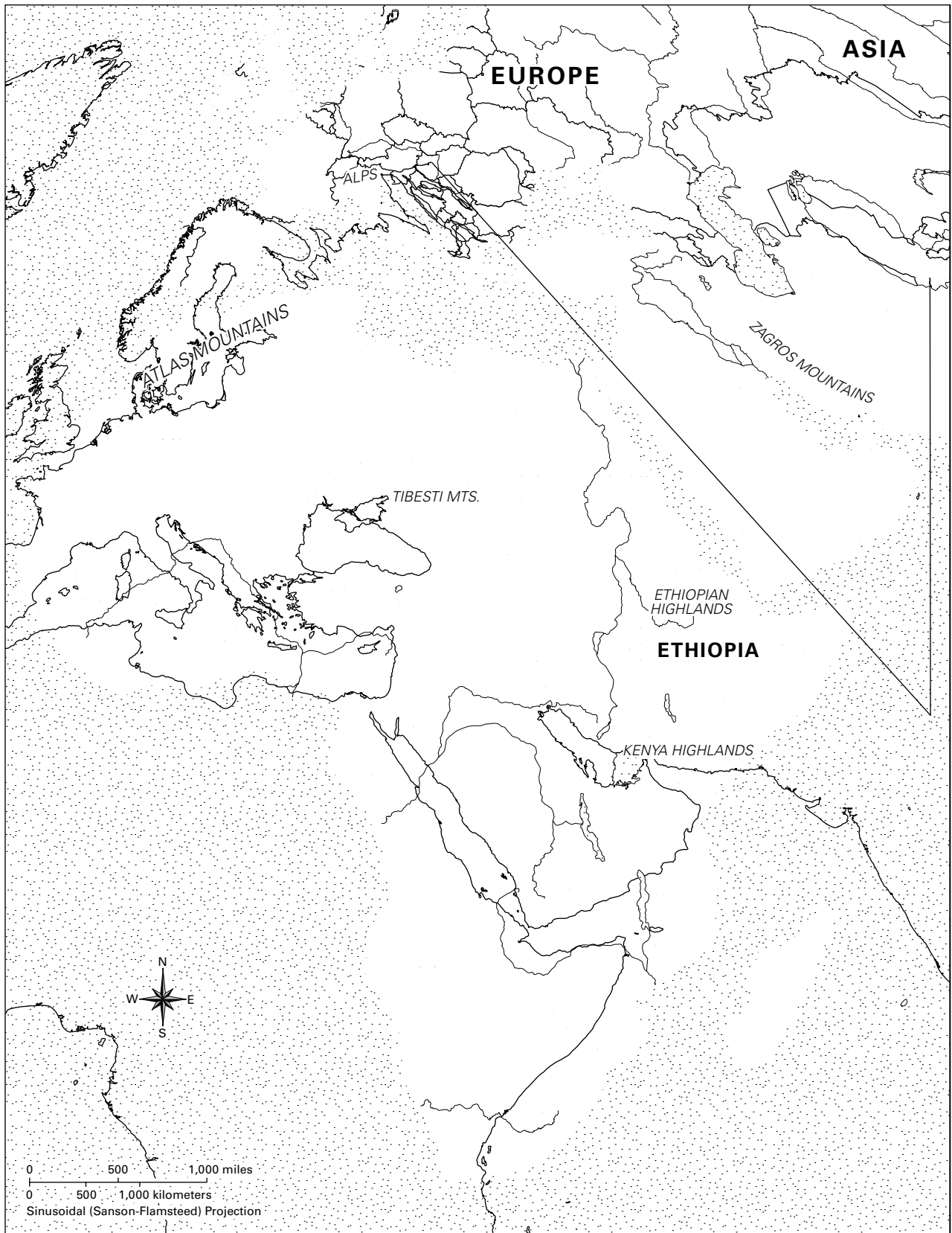


Africa and the Middle East



Geography Skills

Analyze the maps in “Setting the Stage” for Unit 1 in your book. Then answer the following questions and fill out the map as directed.

1. Locate the continent of Africa on the outline map. Label it. Which continent lies to the north of Africa? Which continent lies to the northeast of Africa?
2. Locate the Nile River and label it on your map. Into which body of water does the Nile River flow?
3. Locate the Nile River valley. Shade and label it on your map.
4. What is the Fertile Crescent?

Locate the Fertile Crescent on your map. Shade and label it. Which river(s) runs through the Fertile Crescent?

5. Label the body of water off the west coast of Africa. Also label the body of water off the north coast and east coast of Africa.
6. Check the map in the Unit 1 “Setting the Stage” in your book to find an early human fossil discovery that was made in the Great Rift Valley. On your outline map, use an X to mark the location of that discovery. Then label the Great Rift Valley.
7. Label the following features on your map: Sahara, Arabian Desert, Syrian Desert, Kalahari Desert, Namib Desert, Nubian Desert, Libyan Desert.
8. Most of the land of North Africa and the Middle East is desert. How did this affect the settlement of early people?

Investigating the Past

How do social scientists interpret the past?

PREVIEW

In the space below, quickly sketch one object that you currently own and that you think someone might find 20,000 years from now.

Suppose that you are a social scientist living 20,000 years from now. You have just discovered the object above. What might the object tell you about the person who left it behind? Write your thoughts in a short paragraph below.

READING NOTES

Key Content Terms

As you complete the Reading Notes, use these terms in your answers.

archaeologist

geographer

prehistoric

historian

artifact

ritual

Section 4

1. Label three details in the image that may offer clues about why the artist created this painting.



2. Write a hypothesis stating why you think the artist created this painting.

3. Read Section 4. Label any additional important items in the image.
4. Why do social scientists think this painting was created?

Section 5

1. Label two details in the image that may offer clues about why the artist created this painting.



2. Write a hypothesis stating why you think the artist created this painting.

3. Read Section 5. Label any additional important items in the image.
4. Why do social scientists think this painting was created?

Section 6

1. Label three details in the image that may offer clues about why the artist created this painting.

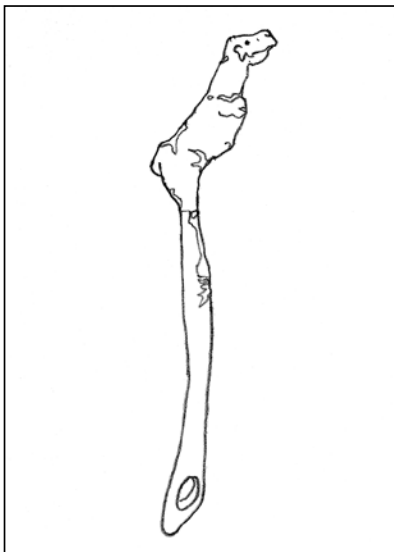


2. Write a hypothesis stating why you think the artist created this painting.

3. Read Section 6. Label any additional important items in the image.
4. Why do social scientists think this painting was created?

Section 7

1. Label two details in the image that may offer clues about why the artist created this tool.



2. Write a hypothesis stating why you think the artist created this tool.

3. Read Section 7. Label any additional important items in the image.
4. Why do social scientists think this tool was created?

Section 8

1. Label two details in the image that may offer clues about why the artist created these sculptures.

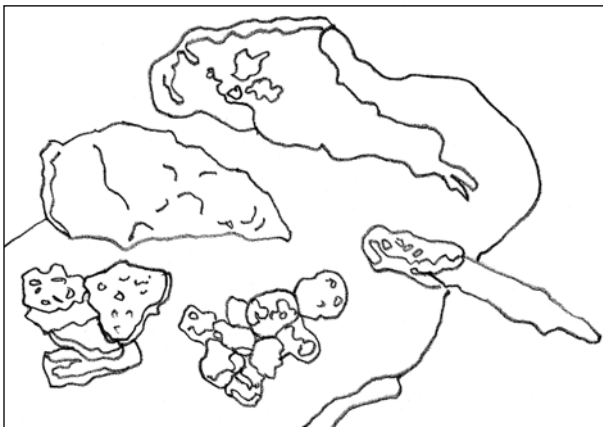


2. Write a hypothesis stating why you think the artist created these sculptures.

3. Read Section 8. Label any additional important items in the image.
4. Why do social scientists think these sculptures were created?

Section 9

1. Label three details in the image that may offer clues about why the artist created these tools.

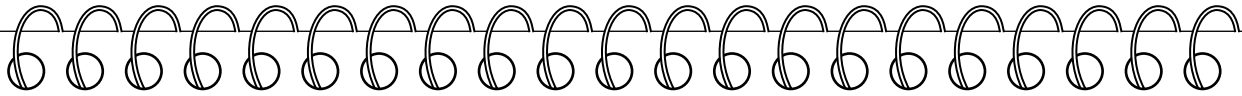


2. Write a hypothesis stating what you think the artist did with these tools.

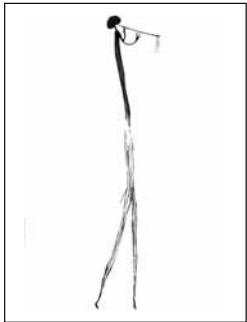
3. Read Section 9. Label any additional important items in the image.
4. What do social scientists think these tools were used for?

PROCESSING

Suppose that you are a social scientist. During a trip to Africa, you discover a rock painting created by prehistoric humans. You must record your findings so that social scientists can continue to improve our understanding of prehistoric humans. Use your “detective” skills to complete all parts of this report.



Archaeologist Discovery Report



Name of Social Scientist: _____

Date of Discovery: _____

Location of Discovery: Pahi, Tanzania _____

What colors, shapes, and materials are used in this artwork? _____

What emotion does this artwork communicate to you? _____

From your study of the artwork, what hypothesis can you make about prehistoric humans?

Label details in the image that support your hypothesis. Explain how these details support your hypothesis. _____

From your study of the artwork, what questions do you have about prehistoric humans?

